

Subject: OIA: The COVID-19 Response and Recovery Fund (CRRF) (Our OIA 2024/11)
Date: Monday, 22 April 2024 at 11:37:45 PM New Zealand Standard Time
From: Wendy McGuinness <wmcg@mcguinnessinstitute.org>
To: [REDACTED]
CC: Patrick Shonakan <ps@mcguinnessinstitute.org>
Attachments: image001.png, image002.png, image003.png, image004.jpg, image005.jpg

To whom it may concern,

Our OIA 2024/11: The COVID-19 Response and Recovery Fund (CRRF)

The Institute has emailed a final draft of our submission to the [NZ Royal Commission COVID-19 Lessons Learned](#). This included an analysis of the COVID-19 Response and Recovery Fund (CRRF) funding decisions excel, found on the Treasury's website, see [here](#). Using this excel, we created two graphs (see far below in grey). From this work, we identified three outstanding issues. We have turned these three outstanding issues into three questions. Once we have received answers to these questions, we will update the graphs and provide the Commissioners a final copy of our submission.

Question 1: What is the difference between (i) the 'actual sum of money ring-fenced by the Government' versus (ii) the 'funding envelope for budget management purposes'?

Could you explain the difference, and ideally the pros and cons of each? We found a brief explanation on the Treasury website [here](#) (see the second sentence), but we would like to learn more.

Excerpt from Treasury's website

Background

The CRRF was established in Budget 2020 as a temporary fiscal management tool to support New Zealand's response to and recovery from COVID-19. Rather than being an actual sum of money ring-fenced by the Government, it was a funding envelope for budget management purposes that provided an indication of what the Government would be willing to spend, if necessary, to mitigate the impacts of COVID-19 on the health of New Zealanders and the economy.

The CRRF was closed in Budget 2022. Some initiatives are still underway and will be managed through standard fiscal management processes as COVID-19 response and recovery measures are now integrated into standard public service delivery.

Question 2: When preparing the two graphs (far below), we noticed the sum (\$86,759,410) being the sum of each column (excluding the sum of fiscal impact) does not equal the sum (\$70,436,787) at the right hand column (being the 'sum of fiscal impact'). Is this an issue with the excel? Can you explain?

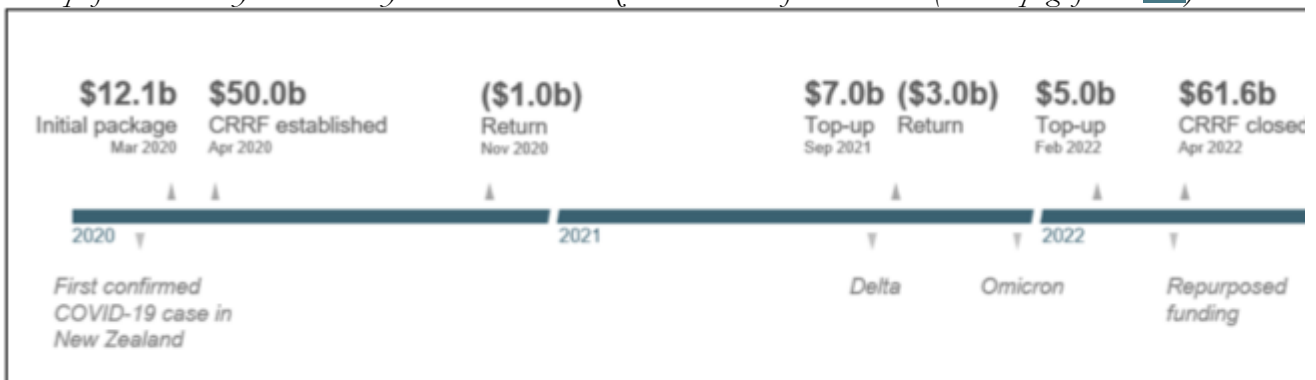
Excerpt from Treasury's CRRF funding decisions Excel (sheet: 'Pivot of Amount by Vote') – download here: [MS Excel - COVID-19 Response and Recovery Fund \(CRRF\) funding decisions data](#).

Please note we have added the last row to show the possible error.

3	Row Labels	Sum of 2019/20	Sum of 2020/21	Sum of 2021/22	Sum of 2022/23	Sum of 2023/24
4	Agriculture, Biosecurity, Fisheries and Food Safety	70.359	154.207	85.556	53.198	33.31
5	Arts, Culture and Heritage	29.482	229.582	197.900	121.339	7.21
6	Attorney-General	-	0.251	0.502	0.502	-
7	Building and Construction	8.652	652.003	830.770	282.471	-
8	Business, Science and Innovation	417.657	2,058.877	1,779.141	1,185.793	85.01
9	Conservation	5.000	165.272	162.000	133.579	65.71
10	Corrections	31.934	17.870	7.168	5.220	5.01
11	Courts	0.100	17.388	26.114	22.002	11.31
12	Customs	46.000	133.700	148.100	99.500	75.21
13	Defence Force	0.040	2.730	0.200	0.200	0.21
14	Education	122.136	600.391	582.753	536.936	442.21
15	Environment	-	153.132	106.012	82.255	240.01
16	Finance	211.000	633.000	753.000	652.000	-
17	Foreign Affairs	-	-	7.280	0.500	-
18	Health	971.696	2,653.196	5,351.841	1,590.591	190.31
19	Housing and Urban Development	(14.700)	215.504	1,230.400	1,210.000	1,244.51
20	Internal Affairs	47.479	819.028	71.596	14.751	17.21
21	Justice	-	97.504	11.083	10.700	7.51
22	Labour Market	1.257	102.041	105.752	69.638	66.81
23	Lands	-	61.000	10.000	10.000	10.01
24	Māori Development	25.691	98.696	288.162	16.427	-
25	N/A	-	-	-	-	-
26	Oranga Tamariki	0.432	12.311	34.355	9.154	9.11
27	Pacific Peoples	-	28.351	36.071	33.722	20.71
28	Parliamentary Counsel	-	-	0.486	0.972	-
29	Police	125.032	62.107	17.904	2.973	1.81
30	Prime Minister and Cabinet	44.934	47.651	58.907	37.990	0.21
31	Revenue	6,403.500	2,880.146	6,143.675	495.547	867.81
32	Serious Fraud	-	1.021	1.450	1.480	-
33	Social Development	14,956.747	3,998.280	5,532.803	1,249.327	785.01
34	Sport and Recreation	4.600	145.500	63.530	32.530	20.51
35	Statistics	-	2.855	-	-	-
36	Te Arawhiti	-	-	1.000	-	-
37	Tertiary Education	26.260	749.355	381.903	166.108	106.31
38	Transport	744.200	779.528	274.420	32.035	15.11
39	Women	0.250	1.750	2.000	-	-
40	Grand Total	24,279.738	17,574.227	24,303.834	8,159.440	4,328.91
41	McGuinness Institute Sum	24,279.738	17,574.227	24,303.834	8,159.440	4,328.91

Question 3: Can you provide a reconciliation between \$70,436,787 (shown above) and \$61.6b (shown below)? We understand that the first goes beyond April 2022, but when adding the first three columns, we found the sum to 30 June 2022 was \$66,157,799. We note the April 2022 figure below is \$61.6b. Can you clarify and provide a reconciliation using figures to June 2022?

Excerpt from Treasury's website: Key movements in the size and balance of the CRRF (website page found [here](#))



Lastly, I would appreciate any suggestions on the title of the graphs below (including the x axis and the y axis) – it is important they are accurate.

Please do not hesitate to contact me if you have any specific questions or suggestions.

Many thanks,

Wendy

Figure 4.2: Government appropriations in response to COVID-19: NZ\$70.4 billion as at 14 June 2023¹⁴⁷ [[not final]]

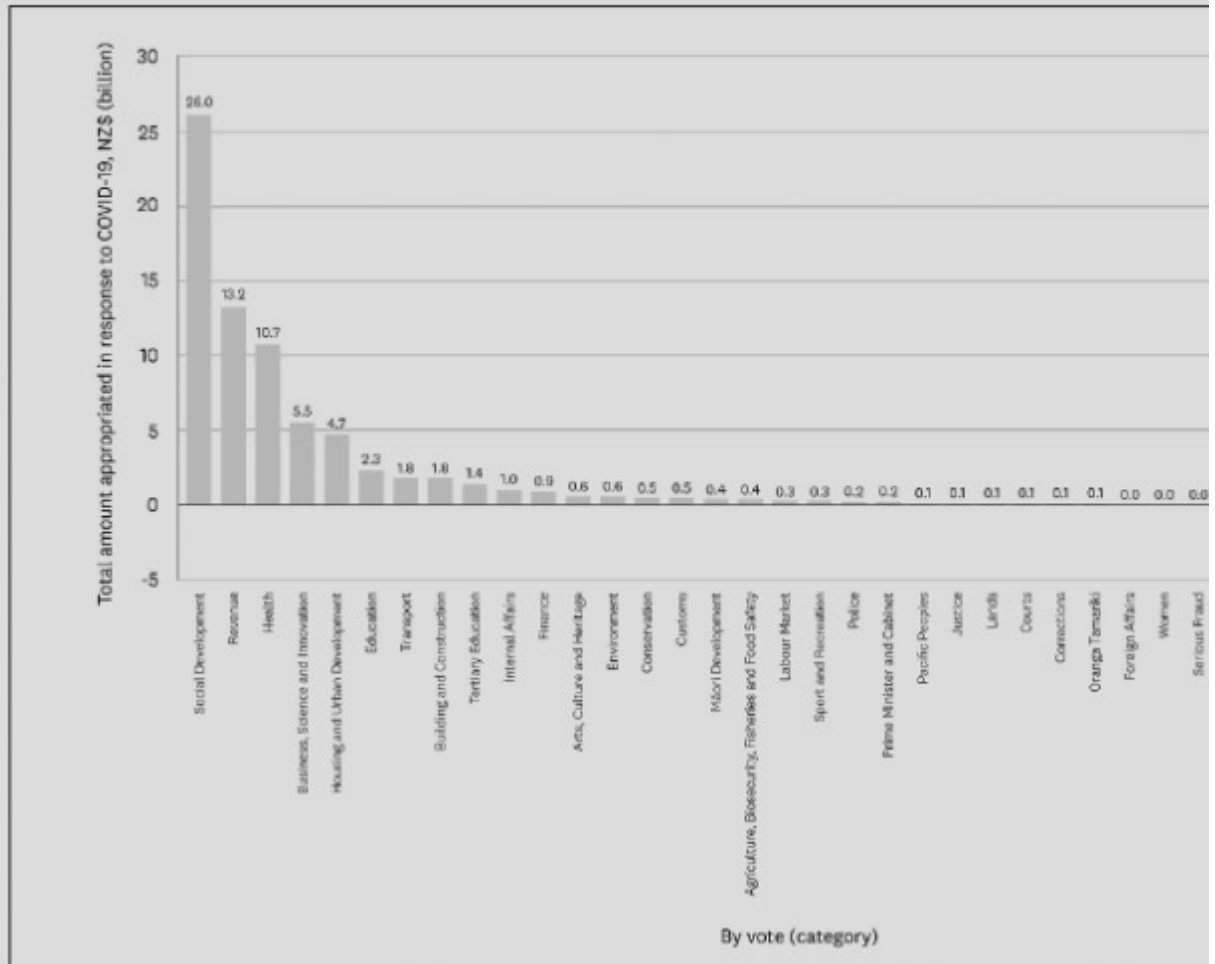
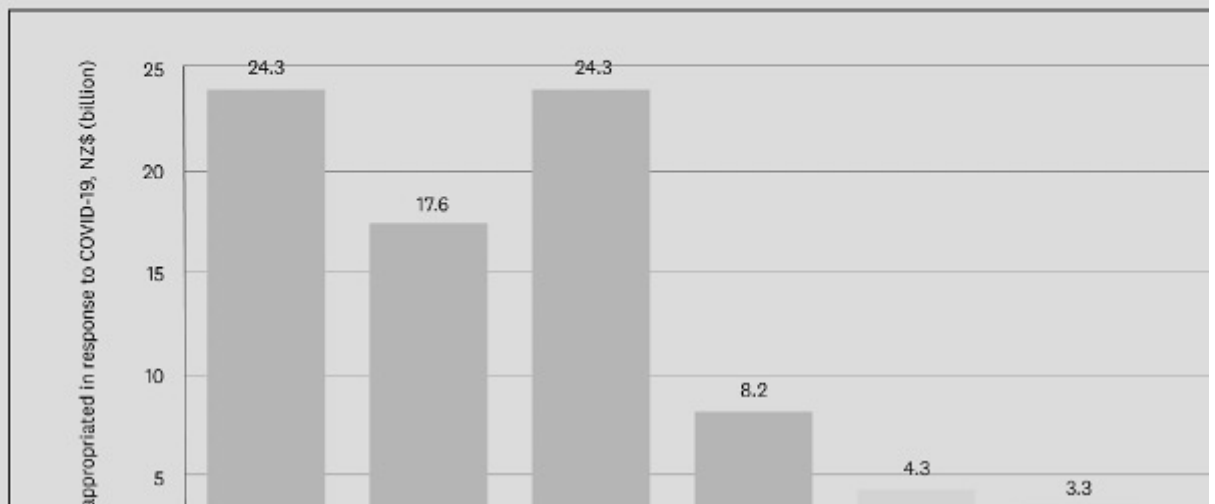
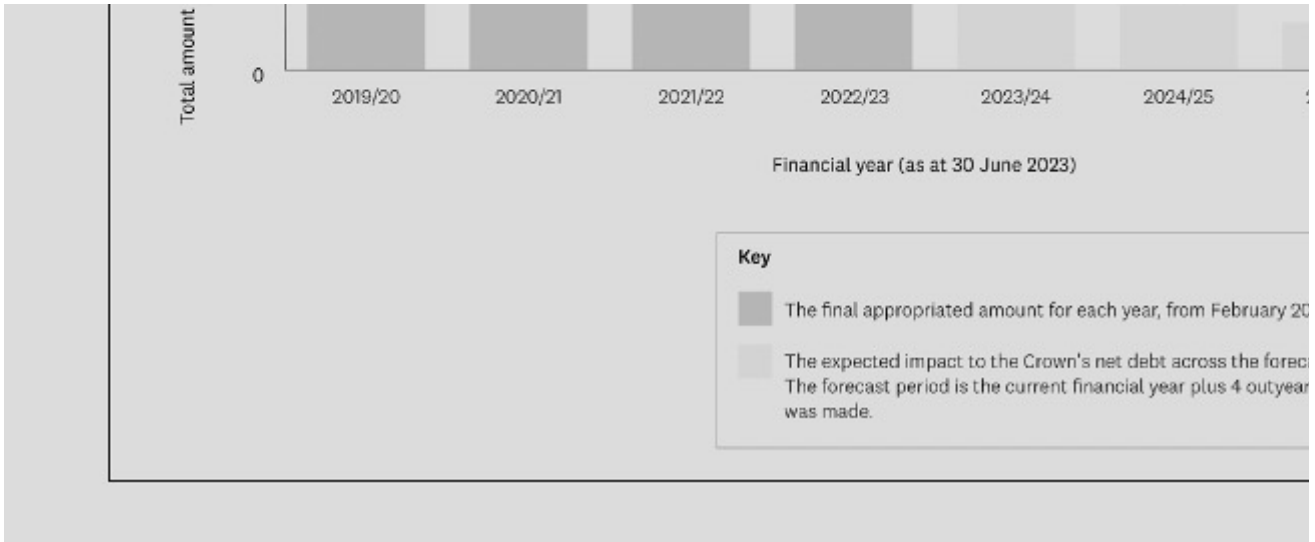


Figure 4.3: Government appropriations in response to COVID-19: (NZ\$86.8 billion as at 14 June 2023¹⁵² [[not final]])





McGuinness Institute Te Hononga Waka

Level 1A, 15 Allen Street, Wellington 6011 | PO Box 24-222 Wellington 6142 [+64 4 499 8888](tel:+6444998888) | www.mcguinnessinstitute.org

The McGuinness Institute is a non-partisan think tank working towards a sustainable future, contributing strategic foresight through evidence-based research and policy analysis.

Disclaimer: This email is intended only to be read or used by the addressee. It is confidential and may contain legally privileged information. If you are not the addressee indicated in this message (or responsible for delivery of the message to such person), you may not copy or deliver this message to anyone, and you should destroy this message and kindly notify the sender by reply email. Confidentiality and legal privilege are not waived or lost by reason of mistaken delivery to you.